

# FORT RILEY OUTDOORSMEN GROUP

## NOVEMBER 2007 NEWSLETTER



Please send your photos and stories to [FortRileyOutdoorsmenGroup@Yahoo.com](mailto:FortRileyOutdoorsmenGroup@Yahoo.com)



### YOUTH HUNT SUCCESS



### ULTIMATE UPLAND EXPERIENCE



### AMBUSHING FALL TURKEYS



### BIG BUCK CONTEST OFF TO A MONSTROUS START!!



### QUALITY DEER MANAGEMENT— HOW OLD IS THAT BUCK?



### FIGHT NIGHT! BIG BUCKS LOCKED UP!



### THE LEGAL BATTLE BUCK



## FROG YOUTH DEER HUNT SUCCESS

**F**resh snow powdered all of Fort Riley November 24th as seven youth hunters settled into their blinds.

The seven were the first of fifteen youths signed up for this year's Fort Riley Outdoorsmen Group Youth Deer Hunt.

Not 20 minutes into shooting time, young Colton Reeves (pictured at right) killed his first doe.

It was hard to tell who was more excited—his father Captain Don Reeves, or Colton.

Colton follows a strong tradition of success, having killed his first spring turkey earlier this year during the FROG's youth turkey hunt.

He says his next goal is to get a "swamp rabbit" and a squirrel.

Don says they look forward to enjoying some great venison brat-



wurst and some tasty venison roast. They planned to take advantage of the Clay Center Locker Plant's free basic processing of the deer for all successful youth hunters.

Other hunters had varying degrees of success. Matthew Champagne, son of Command Sergeant Major Jim Champagne, saw a doe at a close range, but could not get off a shot quickly enough. CSM Champagne is the CSM of our deployed 4th Infantry Brigade

Combat Team, and is home on R&R.

Captain Ron Henely was also home on R&R after nine months in Iraq. His three sons were hunting. The oldest, Anthony, saw deer, but they were too far away.

Other youth hunters enjoyed the snowy morning's hunt.

The FROG worked closely with Range Control and the Conservation Office to locate sites for the youths, and to baited the sites with corn.

Double Bull blinds provided five blinds at cost to the FROG. These durable blinds were used for the spring youth turkey hunt as well.

The FROG has one more segment of the youth deer hunt planned - Saturday, December 22nd.

If you are interested in volunteering to guide a youth for this hunt, please email [FortRileyOutdoorsmen-Group@yahoo.com](mailto:FortRileyOutdoorsmen-Group@yahoo.com) or contact one of the board members.



Chaplain (1LT) Douglas Inman watches his son Jonas at the FROG's privately owned firearms range, held for the youth hunt orientation. 15 youths fired at the range day.



Board member Lt. Col. Dave Seigel and his son Luke are all smiles after Luke killed his first deer hunting in Missouri earlier this fall.



**Rocky Mountain  
ELK FOUNDATION**

## RMEF AND REMINGTON PARTNER WITH FROG & DONATE A DOZEN FIREARMS FOR YOUTH HUNTS

The Rocky Mountain Elk Foundation and Remington recently partnered with the Fort Riley Outdoorsmen Group to open up new opportunities for youth hunters.

The Fort Riley Outdoorsmen Group initiated their highly successful youth hunt program on Fort Riley one year ago.

The FROG sponsors annual youth deer and turkey hunts on Fort Ri-

ley. During these hunts, the FROG found that some youths did not have firearms to use.

Bruce Gollnick, Kansas State Chairman of The Rocky Mountain Elk Foundation, heard of the issue, and decided to help. Remington wanted in as well. Alfred Russo, Marketing Director of Remington, decided to provide

the rifles and shotguns at cost.

These two great organizations truly want to help our youth, and our Soldiers, and they found a way to do it.

RMEF resourced the purchase of six Remington Model 770 Youth Rifles in a .243 chamber, and six Remington Model 870 Youth 20 gauge shotguns.

Thanks, RMEF and Remington!!



The Model 770 exemplifies quality, reliability and convenience. It's chambered for the mild recoiling 243 Win. and comes out of the box with a pre-mounted, bore sighted 3-9x40mm scope.



THE HEART OF THE GAME, SINCE 1816.

FOR 191 YEARS REMINGTON AND THE AMERICAN SPORTSMAN HAVE SEEN IT ALL TOGETHER.

**Remington**  
www.REMINGTON.com



For an outstanding combination of proven quality and moderate cost, nothing can compare to the Model 870 Express Youth Gun. Designed with the same durability and reliability as the legendary Model 870 Wingmaster®, this lightweight 20-gauge makes an excellent, fast-handling field gun for the smaller shooter.

# THE ULTIMATE UPLAND EXPERIENCE

BY SUSAN JOHNSON

## Western Kansas —

For many Kansans hunting the brilliantly plumed import from Asia is a rite of passage and the ultimate Upland experience.

The pheasant is as wily as he is large and inhabits an area that challenges even the most athletic of hunters and dogs.

His ideal abode is the huge, wildly congested sections of CRP grass where he can effectively disappear or run from his pursuers.

This obstacle course is brutal to walk through hammering both hunter and dog. Therefore, it is imperative that both humans and canines take time to prepare physically for this challenge.

Another imperative is to carry water in the field with you. These huge dusty fields provide

no opportunity for a dog to drink and cool off.

Dogs disappear in the grass as they work while the frustrated handler wonders if there is a point or not. For this reason, many use beeper collars to assist them in locating a dog (be sure she becomes accustomed to it before use in the field).

If you are lucky enough to see your dog on point, then even luckier to bring down a bird, the next challenge is to find him. If you do not get an instant kill, this tough adversary will hit the ground running and can be far from where you and the dogs marked him.

This is where all the hours spent on training your dog pays huge dividends. Without a dog, your chances of finding a dead or running bird are slim to none in that high tangle of wild grass.



When your dog does find her nemesis there is a chance that, even in the last throes of life, this survivor with its sharp spurs can inflict an attention getting reminder that this is no quail.


This is especially true with an inexperienced dog that hasn't learned a prudent way of picking one up; sometimes causing a young dog that has been spurred to shy away from a retrieve.

The pheasant habitat can conceal a variety of objects that can inflict serious injury on your dog. The worst being old barbed fencing that is hidden by the dense grass.

It is expedient to locate a vet in the area you will be hunting before you go. My opening day ended abruptly when my Gordon girl came to me with a badly slashed front leg; most likely the result of hidden wire.

She is now on the D.L. for 10-12 days instantly eliminating opening day for quail.

When hunting the vast sections of CRP in western Kansas, the epicenter of pheasant hunting,



# THE ULTIMATE EXPERIENCE, CONTINUED

the use of a blocker at the end of the field is a proven strategy.

These birds will run in front of hunters and dogs and you can effectively push them to a corner or a road where they will finally have to flush.

Another bonus is that the blocker, who has driven to the position, has a vehicle that can take the exhausted walkers and dogs back to their own trucks.

This is an opportunity for a needed water and rest break as well as to check the dogs for cuts and burrs; especially under the armpits and in the feet.

For those lucky enough to have scored, it also provides time to field dress the birds by gutting



You stalwartly go forth gaining strength with the thought of one or two long tails sticking out of your vest when you ultimately reach the end of the next field.

Pheasant hunting tough? You betcha!

But when you are back home in your easy chair with a tumbler of single malt nearby, watching the dogs' feet paddle as they dream of falling

them, loosely stuffing them with grass, and putting them in a cooler.

All too soon the break ends by the designated hunt master eagerly pointing to the next endless sea of grass to be hunted.

Warily you pick up your gun, that gets heavier with each step, and whistle direction to the dogs.

birds, you ponder the events of the day.

You see your dogs pointing and backing, the flash of iridescent brilliance as the big bird lifts off, you crumpling him just as he starts to catch the wind, the dogs proudly holding their heads high in order to bring him to you.

**Oh yes, it is all worth while.**



## Privately Owned Firearms Range

**Where: Range 4**

**When: 10 a.m. to 3 p.m. most Saturdays and Sundays.**

**Info: Call ahead – 239-4200 – to make sure the range will be open at designated times.**

**For additional information about using the range or what weapons are allowed, e-mail Bob Forman at [bobforman@usd475.org](mailto:bobforman@usd475.org)**

# *BIG BUCK MANAGEMENT: YOU MAKE A DIFFERENCE*

## Just how old is that buck you are staring down the barrel at?

**Chances are, it is not as old as you might think.** In an average year, one half of the male deer taken during a Fort Riley deer hunting season will be 1½ year old or less. At this age a buck has probably only realized 10 percent of its potential antler development, since peak maturity is not reached until at least 5½ years of age. It may be uncommon in some parts of the country to have the chance to hunt bucks that are much older than yearlings, but on Fort Riley, that opportunity does exist and we would like that to continue. We would like to encourage hunters to let these young bucks pass and harvest either a doe or wait for that more mature buck to come by.

Choosing a doe over a young buck not only improves the age structure of male deer it also leads to a healthier deer herd. An increased density of mature bucks and a more equal buck to doe ratio will lead to a more “normal” breeding season. This means one that is shorter, but more intense, and earlier in the fall than one with too many does and few mature bucks. Mature bucks produce sex hormones that they leave on trees and the ground in the form of rubs and scrapes, which stimulate does to enter into estrus. This shortened, earlier breeding season is less stressful on bucks and equates to fawns that are born in late spring when nutrition is the best and growing time before winter is maximized. Bucks will also have to compete for receptive does so that the strongest and healthiest bucks will pass on their genes to the next generation.

Trying to get an accurate age on a buck with maybe only a few critical seconds of shot opportunity is definitely not an exact science, but with a few general body and antler characteristics, along with in the field experience, a good decision can often be made.

“**Button buck**” is the name given to male deer when they are less than a year old. These buck fawns will have small nubs on their head in the fall hunting season that are barely visible since they do not protrude through the hide. For this reason they are commonly mistaken for mature does. Buck fawns will have a shorter and more compact head than an adult doe and will have a flat forehead as opposed to the rounded forehead of a doe. Buck fawns are often seen alone in the fall while does are commonly in groups. The best way to avoid harvesting a buck fawn when deciding to take a doe is to wait for more than one deer to be present so a body size comparison can be made.



**Button Buck**



**1 1/2 Year Old Buck**

**Yearling bucks** have been known to have as many as twelve antler points but will mostly have 8 or less. Regardless of points, they will have antlers that are thin throughout the main beams and points, rarely exceeding ¾ of an inch in diameter. Yearling bucks appear to have long legs for their bodies, thin necks, high flanks, and rumps that are higher than their shoulders. They basically look like a doe with antlers.

CONTINUED NEXT PAGE →

# HOW OLD IS THAT BUCK?

At **2½ years** the size of the antlers will usually catch your attention. For this reason they make up a large percent of the buck harvest each year, but their antlers are still just beginning to grow. They will still have relatively thin antlers. As bucks begin to mature they will develop a thick and muscular neck, heavily muscled hindquarters, and legs that no longer appear long for their bodies



**2 1/2 Year Old Buck**



**3 1/2 Year Old Buck**

At **3½ years** a buck will still have a straight back and stomach, resembling a well-conditioned racehorse. Though some may possess impressive antler qualities, they have only seen about 75 percent development.

At **full maturity** bucks will develop a swayed back and a “pot-belly” due to carrying extra weight. Their large necks will blend into their chest, and their legs will appear short when compared to their massive bodies. Their face will lengthen with age and their eyes will begin to appear squinty. Antler qualities will most likely make their maturity level undeniable. Increased mass and length of main beams are characteristics most related to age. Given the quality habitat and nutrition that can be found on Fort Riley, bucks are capable of sustaining a full maturity level for three to five years before succumbing to old age. The buck on the left was aged to be 4½ years old while the one to the right was aged at 5½.



**4 1/2 Year Old Buck**



**5 1/2 Year Old Buck**

# ***BANQUET SPONSORS: THANK YOU!!***

## **Conservation Champion (\$2500)**

**Dick Edwards (J.C. & Manhattan)**

## **Wildlife Benefactor (\$1750)**

**Kansas Wildscapes**

## **Habitat Partner (\$1000)**

**Junction City - Geary County Military Affairs Council**

## **Chapter Patrons (\$500)**

**Briggs Auto Group**

**Montgomery Communications**

**Patriot Outfitters**

**Star Lumber**

## **Banquet Sponsors (\$250)**

Animal Care Clinic-Dr. Mark Stenstrom

City Cycle Sales

Concordia Tractor Inc. (John Deere)

Matthew Champagne

Griffith Lumber Co.

## **FROG Contributors (\$100)**

Crites Real Estate Inc. Geary County Convention & Visitors Bureau

A&L Hay Farms

Pottberg, Gassman, & Hoffman, CPA

Wahle Real Estate Inc.

Central National Bank

Junghans Agency

Rusty Taylor Auctioneering

GTM Sportswear

Coldwell Bankers

Geary County Fish & Game

Dillon's

Edward Jones

## **Generous Donors**

Ed Augustine

Taylor's Shooting Supply

Champion's Car Wash

Double R Craft Studio

Muzzy

Haydel's Game Calls

Purina

Magnus

Pat's Pawn & Gun

Gander Mountain

Faulk's Game Calls

Cabela's

Beacon Marine

***Please Patronize Our FROG Sponsors!***

## Fort Riley Outdoorsmen Group



October 15<sup>th</sup>, 2007

To Our Banquet Sponsors:

Thank you for your generous contribution to the 3<sup>rd</sup> Annual Fort Riley Outdoorsmen Group Banquet held on September 7th. Your contribution was part of over \$11,000 raised for conservation and promotion of recreational activities at Fort Riley.

How are your dollars being used? All of your donation goes right back into Fort Riley projects – we pay no salaries, rent, or anything else. We take pride in our all-volunteer organization with no overhead.

This last year, the FROG invested over \$6,000 and hundreds of volunteer hours in building three excellent archery ranges on post. In addition, the FROG held a youth deer hunt in the fall, and a youth turkey hunt in the spring. Both were very successful, with children of deployed Soldiers getting the opportunity to enjoy our great outdoors.

This year, we will again hold youth deer hunts and youth turkey hunts. We will also sponsor a fishing derby for kids. Conservation-wise, we are investing some of your dollars in wheat seed to improve Fort Riley's habitat. Our goal is to help seed 100-125 acres of winter wheat this fall. The wheat seed and plant will provide nutrition, nesting and brooding cover for numerous game and non-game animals on the post.

Together with President Emeritus Ricky Gibbs, and Co-Presidents Dave Seigel and Chris Kubik, and the rest of the Fort Riley Outdoorsmen Group, I extend a sincere "Thank You!", and we hope you will consider contributing again next year towards this very worthy cause.

Sincerely,

\\original signed\\

Alan Hynek

Co-President

Fort Riley Outdoorsmen Group

## HUNTER SAFETY COURSE SET FOR DECEMBER

Fort Riley's Outdoor Recreation Center will be hosting an alternative hunter's safety course from 9am to 1pm, Saturday December 15 at the center, Bldg. 9011.

The course will be internet-led with hands-on class time.

All hunters born on or after July 1, 1957 are required to complete a hunter's safety course.

A \$10 deposit is required upon registration and will be

returned at the beginning of the course.

The course is open to everyone; participants must be 11 years of age by the date of the course. The course is open to the first 35 participants who register.

Individuals interested in registering for the course can call the Outdoor Recreation Center at 239-2363.

# AMBUSHING FALL TURKEYS ON FORT RILEY

BY CAPTAIN DONALD REEVES, HHC 4TH BDE, 1ST ID, REAR DETACHMENT

**M**ost folks hunting in the fall are Buck crazy from 1 October through the end of December. Therefore Fall Turkey season is more of an after thought than a primary goal. But for those of us who aren't bow hunting the Fall Birds can be a lot of fun. My experience this fall has been great!!!

Though I have not gotten a long beard yet I suspect I soon will. I have found that for me it is easier to hunt the birds in the fall since they pair up nicely in large groups of hens, toms, and jakes.

Much like the spring hunting, locating birds early on has been key. Some say you should bust the groups up and then call the stragglers back in, others say pattern their movements and lay in ambush for them.

What worked for me and my kids this fall was the ambush and of all tactics the Spring turkey season blind.

Let me preface this story by saying up front the Reeves clan are novice hunters and this year has been the first time I and my children have ever hunted at all. The Spring youth Turkey hunt started it all for us and we just cant seem to quit!!! We may have to get help???

As I said earlier locating the birds

is key. My son and I would always see jakes and hens on both sides of the road feeding out in the open on Trooper Avenue right before you get to the Trooper gate coming on post from Junction City.



I'm sure everyone who comes into that gate has seen those turkeys. Out of curiosity I went to the conservation office to see if those areas where open for hunting. To my surprise they were open and we began our hunt that weekend.

That area is very close to the river trail and primary concern was people on the trail and the guards at the gate. To minimize our risk I called ahead to the MP's and told them I would be hunting in the areas just around the gate.

Like clock work the drove of hens I had been watching was back out in the open feeding at about 1630. My son and I parked at the entrance to the trail grabbed our shotguns and headed down the trail.

A few people asked us what we were doing and we told them we were after the birds feeding in the field. They were apparently surprised we could hunt in there.

Never the less we walked down the trail as far as we could while maintaining a visual on the hens. They were so used to people on the trail that we didn't seem to spook them at all.

So we got as close as we could and then we moved into the wood line. We moved in quietly skirting the edge of the open field until we found an area of cedar trees that gave us

perfect cover about 20 yards from the drove.

Then we got still, poked our shotguns through the brush, and fired on the biggest hen.

The next weekend we moved to a

## AMBUSHING FALL TURKEYS, CONTINUED

drove of hens by the Grant gate across from McCormick Park.

Again, like clock work we saw the hens feeding at about 1630 and drove up to the wood line and parked. Moving through the trees from west to east we skirted the river bank until we got parallel with where we felt the birds where feeding.

Then we moved north to the edge of the woods so we could verify our position. Fortunately, we where screened by a couple of small hills in the field and the birds had not been alerted to us.

So we slowly crept out of the wood line and moved towards the birds. To the east of us was the Grant gate and the traffic on that road kept the birds at bay. As they spotted us they froze and looked for a quick exit and quickly discovered their options were limited.



They had McCormick road to their rear and Grant to their east flank. With my son Colton on my left about 10 yards away he cut off their right flank as well, and then it happened.

They ran straight in front of us heading south for the woods, I picked out a bird in the middle of the group and when I fired on her the group separated.

Half of them split and made it to the wood line and leaving the other half trapped as I pulled around in front of the wood line to block their only exit.

This was a perfect ambush thus making the second hen an easy shot since the group had no where to go.

Later in the month the birds seemed to disappear and finding them became a little tougher.

When I took my daughter out to hunt my son recommended the blind and I kind of poo poo'd him because it wasn't Spring I thought, that blind wont work.

But to my surprise it did. My daughter and I set up on the edge of a field in view of a food plot where I had seen birds before.

Like the Spring I set out a decoy and within an hour without making one chirp, kee, or call seven hens came within 10 feet of the blind.

I couldn't believe it. We picked the biggest one and down she went. For those of you who are avid hunters you may not want to mess with the hens but in our opinion they are better eating and just as fun to hunt as a an old tough Gobbler.

So, if your waiting around like me on firearms season to open I highly recommend ambushing some fall birds with the kids.



# ***2007 FORT RILEY BIG BUCK CONTEST***

**Sponsored by the Fort Riley Outdoorsman Group**



*Are you the master deer hunter who moves like the wind, blends into the surroundings like a chameleon, and is in the right spot at the right time to get that monster Fort Riley Kansas Whitetail????*

The contest is **FREE** and is open for archery, shotgun, and rifle entries. This contest supports the Fort Riley Conservation Office's Quality Deer Management (QDM) program by focusing on harvesting larger, more mature bucks, such as those pictured above taken in 2006 on Ft. Riley!

*See next page for rules.*

## **Prizes**

**Firearm 1<sup>st</sup> Place:** \$150 gift certificate at Cabela's.

**Firearm 2<sup>nd</sup> Place:** \$75 gift certificate at Cabela's.

**Archery 1<sup>st</sup> Place:** \$150 gift certificate at Cabela's.

**Archery 2<sup>nd</sup> Place:** \$75 gift certificate at Cabela's.

- ◆ You must possess a Fort Riley hunting permit, Fort Riley deer permit (free), Kansas hunting license, and applicable archery or firearms either sex or any deer tag through the state of Kansas. Reminder, Kansas is a 1 buck state.
- ◆ Deer must be a whitetail buck killed on Fort Riley during the open season.
- ◆ Archery season is 1 OCT–31 DEC 07, and firearms seasons are: 23-25 NOV (shotgun & Muzzleloader only), 19-23 DEC, and 27-30 DEC on Fort Riley.
- ◆ Deer must be checked at the Fort Riley Conservation Office and will be scored by Fort Riley Outdoorsman Group or Conservation personnel using highest Boone and Crocket gross score for the winner.
- ◆ Deer must be checked no later than 24 hours after recovery. During archery season, if the Conservation office is closed due to a weekend or holiday, the hunter is responsible for bringing the rack in for scoring on the next available duty day – call 239-6211 to check if the Conservation office is open.
- ◆ Bucks must be properly tagged IAW Kansas state law, and hunter must present valid hunting licenses and proof of identification.
- ◆ Contest entrants must certify that the buck was killed on Fort Riley using legal methods in the authorized season, and sign an affidavit attesting to the legality of the buck.
- ◆ If the final score of the top two bucks are within 5 inches, the FROG may call for a rescoring. Entrants must present antlers for rescoring when asked to do so.
- ◆ Entrants grant use of photos and names to the FROG for publicity use.
- ◆ The FROG board reserves the right to disqualify any buck if the board believes that any of the rules of the contest were violated.
- ◆ Broken or damaged antlers will be considered whole if accuracy is assured beyond a reasonable doubt. All of the antler, broken portions included, must be presented to be eligible. Sheds are not eligible.

# THE LEGAL BATTLE BUCK

BY CHRIS KUBIK

Let's say you are from South Dakota.

You join the Army, travel around a lot, and go back home once in a while.

You have South Dakota plates, driver's license, voter's registration. You own South Dakota land and pay South Dakota taxes. Etc.

And then one year, you put in for your South Dakota resident hunting permit.

It's time for your annual father and son mule deer hunting trip.

Then you hear this:

"We're sorry. You live in Kansas,



so we can't issue you a South Dakota license."

"But," you say, "I'm military. There is a South Dakota statute that guarantees my right as active duty stationed out of state."

"Oh, yes," the lady says, "but our department attorney has decided that statute doesn't really apply. Sorry."

I fought with the geniuses at the South Dakota Department of



Wildlife for over two weeks.

Finally, Alan Hynek at the Fort Riley Conservation Office asked the lead attorney at the Kansas Department of Wildlife and Parks to call up the bureaucrats in South Dakota. He was successful in his argument for me.

The legal battle was all worth it, though, and I got our permits on the last day before the season.

We arrived in the Slim Buttes part of Custer National Forest in northwest South Dakota early in the morning of opening day.

What a beautiful opening weekend! Blue skies and 65 degrees every day.

We were after the magical "thirty pointer" - the big boy.

And, in fact, we saw him on day

two. But he evaporated as fast as he appeared.

The next day or so were spent doing a lot of walking and glassing.

Then our last day arrived. We hiked the mile and a half out to Bobcat Canyon in hopes of finding some untouched areas.

Nothing.

On our way back in, we decided to try one last stop—at a place we call

"The Bank" because we hit pay-dirt every time we go there.

Sure enough, on our last hour of hunting, we jumped four does. They disappeared into the thick tangle of "The Bank" and then reappeared on the opposite side in a small clearing. This time, there were five deer.

A big muley buck trailed the does.



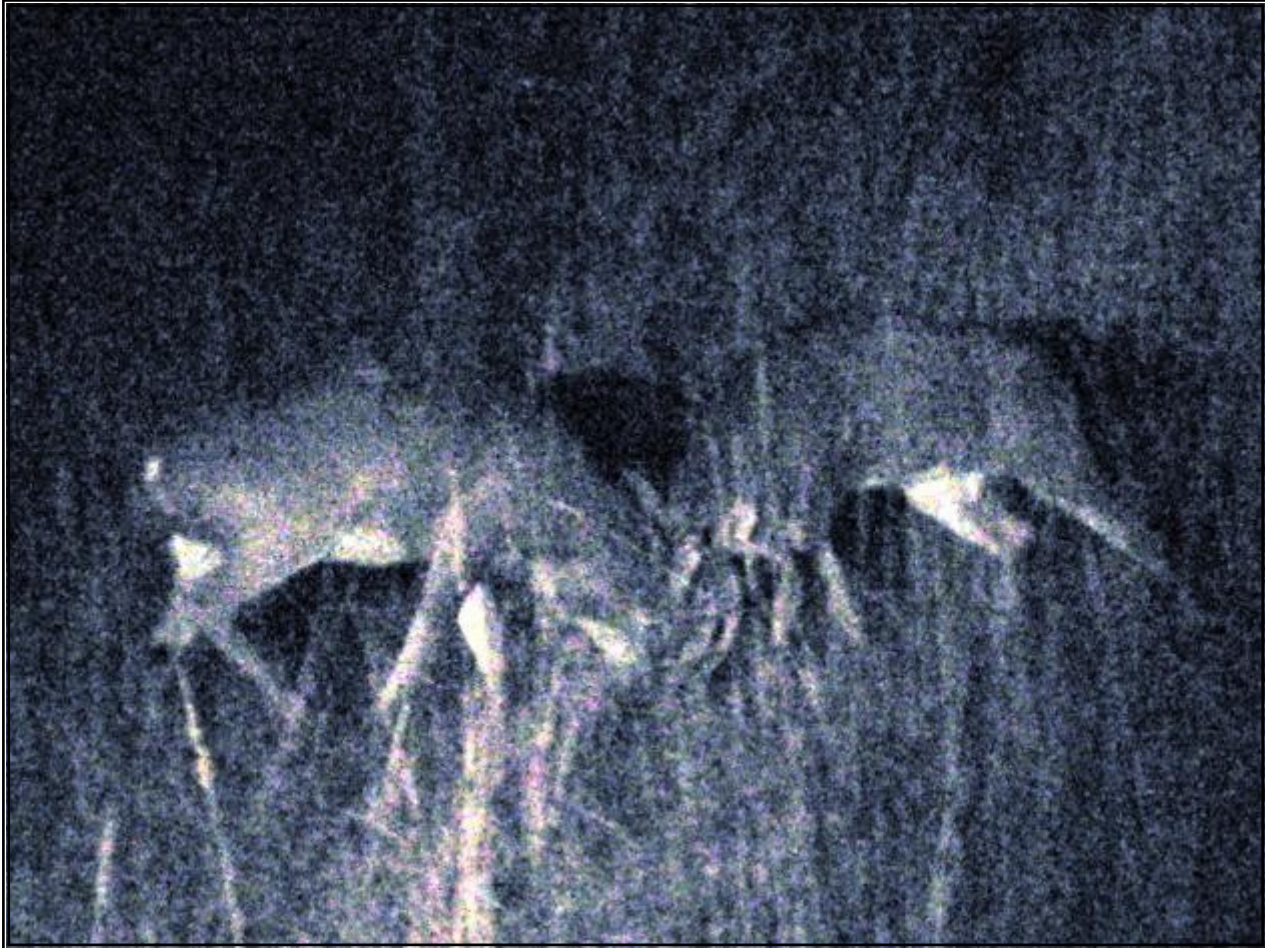
My son cranked his scope up to 9 power and lowered the hammer on the big bruiser.

It was worth the legal battle after all.

## *FIGHT NIGHT*

### *DEER DENSITY SURVEY AND LOCKED-UP BUCKS*

BY CHRIS KUBIK



I have to admit, I felt a little jittery. We were going out to spotlight deer. The last time I did this, I had the game warden hot on my tail. OK, so I was just 16 at the time and it was 1979 in rural Nebraska (I hope the statute of limitations has expired!).

And sure enough, we hadn't gone two miles when the reds and blues flashed from behind us. It was Conservation Officer Chris Wood.

"You know your taillights are out?" he asked.

My two partners in crime from the Fort Riley Conservation Office figured out which fuse was blown and replaced it.

Then, we were off to conduct the Fort Riley Deer Density Survey. It was all legal, and necessary—another day in the life for our Wildlife Biologists on Fort Riley.

It was an interesting evening. We spent about three hours, and saw thirty-six "clusters" of deer—the highest in recent memory for the Conservation guys.

During the survey, we ran across these two bucks. We spotlighted them from afar, but then were able to drive right up to them. They were locked up and grunting hard, pushing back and forth in the prairie grass.

After a minute of watching them, all three of us jumped out of the pickup to get a closer look.

You might not be able to see it clearly in this grainy night photo, but one of the bucks in this photo would score somewhere around 180-190.

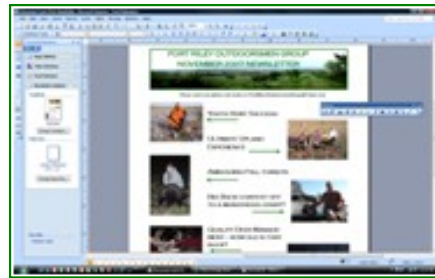
Finally, the big boy literally flipped the smaller buck up into the air, and they were gone.

# THE FROG NEEDS YOU!

## NEWSLETTER AND WEB GURUS NEEDED

The FROG is looking for someone to assist with, and later on in early summer, take over the FROG Newsletter.

No experience is necessary; we will teach you all the funky skills you need to jazz up blank pieces of paper with smiling hunters.



The FROG is also looking for a web guru to develop the FROG website and update it monthly.

(Don't bother searching for it—it doesn't exist yet!).



## COMMITTEE MEMBERS NEEDED

Volunteer Outdoorsmen and Outdoorswomen are needed for several committees on the FROG.

The Fort Riley Outdoorsmen Group works on a number of projects each year, ranging from archery ranges to youth hunts.

Currently, the FROG could use committee members for:

- spring youth turkey hunt
- 3D shoot program for 2008,
- spring youth fishing derby,

- trap and skeet range,
- And others.

If you are interested, please contact the FROG or a Board Member.



Volunteers are needed for the trap and skeet range project, among other projects.



A road? Or not?

## RECREATION REGULATIONS CHANGE

This is not a road.

It isn't a road you can drive on at Fort Riley, anyway.

Although not many rules have changed this year for Fort Riley, one major change is that only those roads shown on the new, updated Outdoor Recreation Map can be driven on.

Hunters used to driving on trails should consult their map and regulations closely before

venturing off the primary roads.

Hunters can still retrieve killed deer and elk going off-trail.

The intent of the program is to reduce erosion and to promote foot use and not vehicle use of Fort Riley's great outdoors.

So get out of your pickup and walk! You will see more deer!



IF YOU ARE INTERESTED IN BECOMING A BOARD MEMBER, OR IF YOU WOULD LIKE TO BE ADDED TO OUR DISTRO LIST, PLEASE CONTACT A BOARD MEMBER OR EMAIL US AT:

[fortrileyoutdoorsmengroup@yahoo.com](mailto:fortrileyoutdoorsmengroup@yahoo.com)

### FORT RILEY OUTDOORSMEN GROUP

**Mission:** Promote conservation and outdoor recreation on Fort Riley.

**Vision:** The FROG creates and sustains strong interest in Fort Riley's environment, wildlife, and recreational opportunities by educating the public, sponsoring conservation and recreational projects, and promoting outdoor recreation.

**Key Tasks:**

1. Educate and inform the public -- especially youth, beginners, and newcomers -- on outdoor safety, proper ethics, environmental stewardship, and recreational opportunities.
2. Sponsor conservation projects that interest the public and enhance the current program.
3. Sponsor recreational projects that enhance outdoor recreation skills and increase interest in recreational participation.
4. Sponsor recreational events to generate interest in outdoor recreation.
5. Gain and sustain effective relationships with Fort Riley and community leaders to ensure adequate emphasis and resources for conservation and recreation programs.

## *Presidents and Executive Board*

President Emeritus: **Ricky Gibbs\***  
**Presidents:** Dave Seigel, Chris Kubik, Alan Hynek.

Executive Council:

<b>Jim Champagne*</b>	Adam Hastert	Shawn Stratton
<b>Brent Cummings*</b>	<b>Ron Henely*</b>	John Vermeesch
<b>Brian Derrick*</b>	Mike Houck	Steve Wahle
Mark Dombrowski	Ryan Jones	Jim Walmann
Gordon Allen	Troy Mattingly	Joe Woolery
Bob Forman	Tim Skelton	<b>'Zim' Zimmerman*</b>

**\* Deployed**